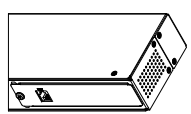
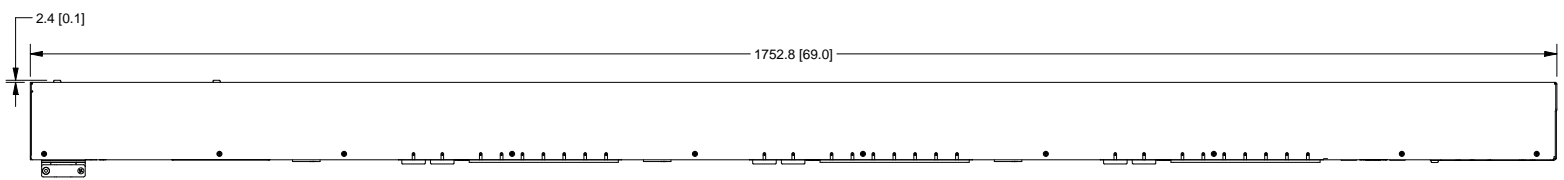
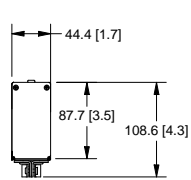
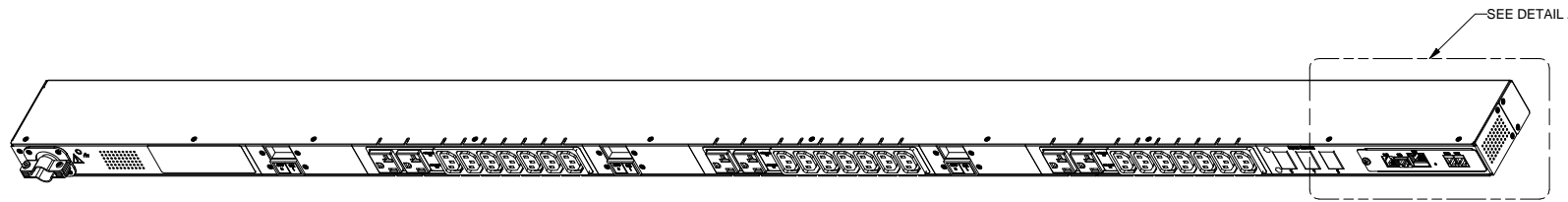
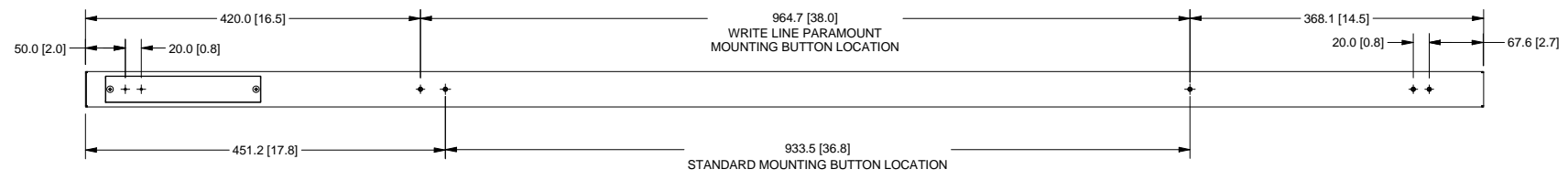


SERVER TECHNOLOGY, INC.
 PROPRIETARY INFORMATION
 THIS DOCUMENT IS THE SOLE PROPERTY OF SERVER TECHNOLOGY, INC.
 THE RELEASE OF DATA CONTAINED IN THIS DOCUMENT AND THE REPRODUCTION
 OF THIS DOCUMENT, IN WHOLE OR IN PART, WITHOUT THE WRITTEN PERMISSION
 OF SERVER TECHNOLOGY, INC IS PROHIBITED.

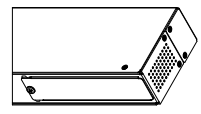
RoHS COMPLIANT

REVISION HISTORY				
ZONE	REV	DESCRIPTION	DATE	APPROVED
-	1	INITIAL DESIGN	11/13/07	MAR/MRR

- NOTES:
1. DIMENSIONS ARE IN MILLIMETERS AND [] BRACKETS ARE IN INCHES.
 2. DIMENSIONS ARE NOMINAL. INFORMATION SUBJECT TO CHANGE WITHOUT NOTICE.



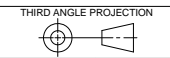
**CL-27V
(LINKED)**



**C-27V
(METERED)**

DETAIL A

UNLESS OTHERWISE SPECIFIED
 * INTERPRET DRAWING IN ACCORDANCE WITH Y14.100-2000
 * DIMENSIONING & TOLERANCING IN ACCORDANCE WITH Y14.5M-1994
 * REMOVE ALL BURRS AND SHARP EDGES .2 R MAX
 * DIMENSIONS ARE IN MILLIMETERS
 * TOLERANCES ARE: DECIMALS ± .3 ANGLES ± 1.0°
 DO NOT SCALE DRAWING



SERVER TECHNOLOGY, INC. 
 1040 Sandhill Drive Reno, NV 89521

MATERIAL:
SEE SEPARATE BOM

FINISH:
SEE SEPARATE BOM

VENDOR PART NO:

APPROVALS	DATE
DRAWN BY: M. RAMSEY	11/13/07
CHECKED BY: M. RAYBURN	12/03/07
APPROVED BY: J. MASKALY	12/03/07
RELEASED BY: J. ANDRADE	12/03/07

DRAWING TITLE:			
OUTLINE DRAWING, CDU C/CL/CS-27VY MODELS WITH MOUNTING BRACKET OPTIONS			
SIZE: B	CAGE CODE: 04V90	DWG NO: 412-0365-1	REV 1
SCALE: NTS	FILE NO: 412-0365-1.idw	SHEET 1 OF 3	