

8

7

6

5

4

3

2

1

SERVER TECHNOLOGY, INC
PROPRIETARY INFORMATION


RoHS COMPLIANT

THIS DOCUMENT IS THE SOLE PROPERTY OF SERVER TECHNOLOGY, INC. THE RELEASE OF DATA CONTAINED IN THIS DOCUMENT AND THE REPRODUCTION OF THIS DOCUMENT, IN WHOLE OR IN PART, WITHOUT THE WRITTEN PERMISSION OF SERVER TECHNOLOGY, INC IS PROHIBITED.

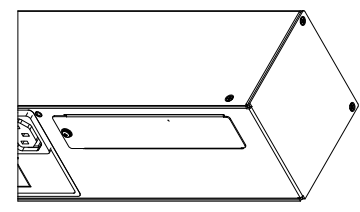
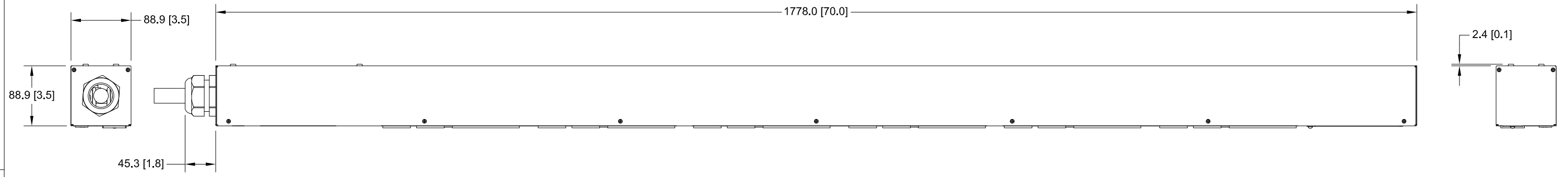
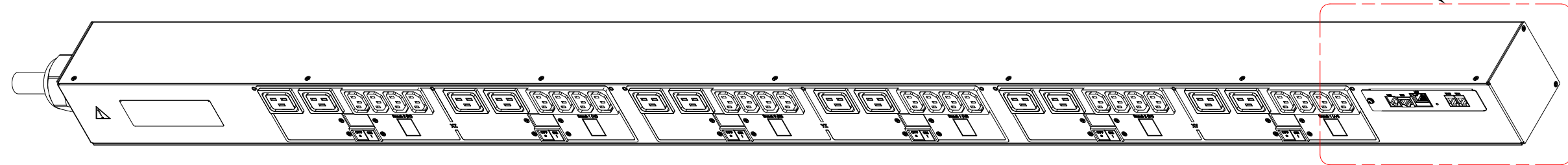
REVISION HISTORY				
ZONE	REV	DESCRIPTION	DATE	APPROVED
-	1	INITIAL DESIGN	04/14/09	GG/TI

NOTES:

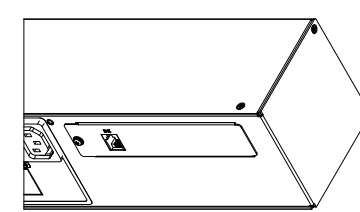
1. DIMENSIONS ARE IN MILLIMETERS AND [] BRACKETS ARE IN INCHES.
2. DIMENSIONS ARE NOMINAL. INFORMATION SUBJECT TO CHANGE WITHOUT NOTICE.



SEE DETAIL A



C-36VD[x]
(METERED)
DETAIL A



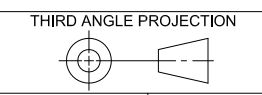
CL-36VD[x]
(LINKED)
DETAIL A

UNLESS OTHERWISE SPECIFIED
 * INTERPRET DRAWING IAW ASME Y14.100-2000
 * DIMENSIONING & TOLERANCING IAW ASME Y14.5M-1994
 * REMOVE ALL BURRS AND SHARP EDGES .2 R MAX
 * DIMENSIONS ARE IN MILLIMETERS
 * TOLERANCES ARE: DECIMALS ±.3 ANGLES ± 1.0°
 DO NOT SCALE DRAWING

MATERIAL:
SEE SEPARATE BOM

FINISH:
SEE SEPARATE BOM

VENDOR PART NO:



APPROVALS	DATE
DRAWN BY: G.G.	04/14/09
CHECKED BY: M.RAYBURN	04/15/09
APPROVED BY: T. IRONS	04/15/09
RELEASED BY: M.RAYBURN	04/15/09

SERVER TECHNOLOGY, INC.

1040 Sandhill Drive Reno, NV 89521

DRAWING TITLE:
**OUTLINE DRAWING, CDU
CS[CL][C]-36VD[Y]x813A4 MODELS
MOUNTING BRACKET OPTIONS**

SIZE B	CAGE CODE 04V90	DWG NO. 412-0348-2	REV 1
-----------	--------------------	-----------------------	----------

SCALE: NTS FILE NO: 412-0348-2.idw SHEET 1 OF 3

8

7

6

5

4

3

2

1