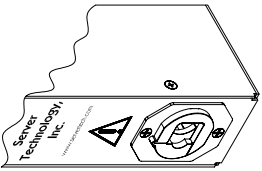
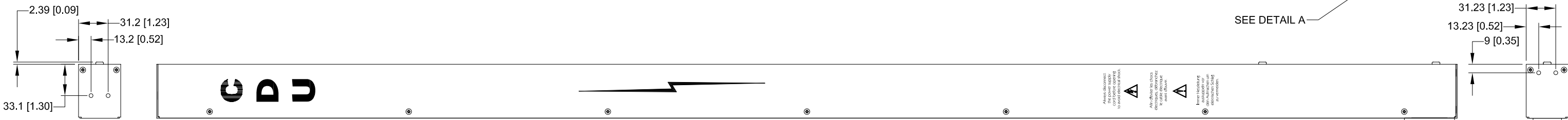
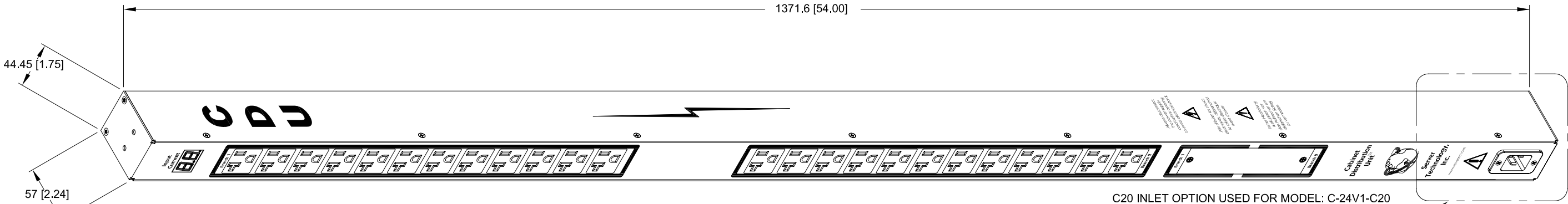
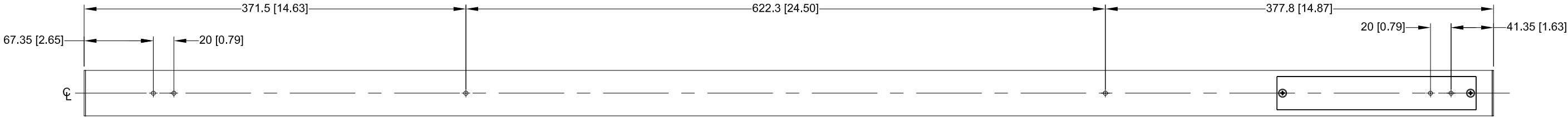


SERVER TECHNOLOGY, INC
 PROPRIETARY INFORMATION

THIS DOCUMENT IS THE SOLE PROPERTY OF SERVER TECHNOLOGY, INC. THE RELEASE OF DATA CONTAINED IN THIS DOCUMENT AND THE REPRODUCTION OF THIS DOCUMENT, IN WHOLE OR IN PART, WITHOUT THE WRITTEN PERMISSION OF SERVER TECHNOLOGY, INC IS PROHIBITED.

REVISIONS			
REV	DESCRIPTION	DATE	DFT/APPR
A	RELEASED TO PRODUCTION	07/25/08	MAR/

- NOTES:
1. DIMENSIONS ARE IN MILLIMETERS AND [] BRACKETS ARE IN INCHES.
 2. DIMENSIONS ARE NOMINAL. INFORMATION SUBJECT TO CHANGE WITHOUT NOTICE.



**STRAIN RELIEF
 HARD-WIRED INLET
 OPTION**
 USED FOR MODELS:
 C-24V1-L30/O
 C-24V1-L530

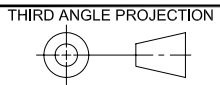
DETAIL A

UNLESS OTHERWISE SPECIFIED

- * INTERPRET DRAWING IAW ASME Y14.100-2000
- * DIMENSIONING & TOLERANCING IAW ASME Y14.5M-1994
- * REMOVE ALL BURRS AND SHARP EDGES .2 R MAX
- * DIMENSIONS ARE IN MILLIMETERS
- * TOLERANCES ARE: DECIMALS ±.3 ANGLES ±1.0°

DO NOT SCALE DRAWING

MATERIAL:	APPROVALS	DATE
FINISH:	DRAWN BY: M. RAMSEY	03/14/06
VENDOR PART NO:	CHECKED BY: M. RAYBURN	07/25/08
	APPROVED BY: J. MASKALY	07/25/08
	RELEASED BY: J. ANDRADE	07/25/08



SERVER TECHNOLOGY, INC.
 1040 Sandhill Drive Reno, NV 89521

DRAWING TITLE:
**OUTLINE DRAWING, CDU
 C-24V1-Lxxx[C20] MODELS
 WITH MOUNTING BRACKET OPTIONS**

SIZE D	CAGE CODE 04V90	DWG NO. 412-0388-1	REV A
SCALE: 1/2	FILE NO: 412-0388-1-1.dwg	SHEET	1 OF 3

RoHS COMPLIANT