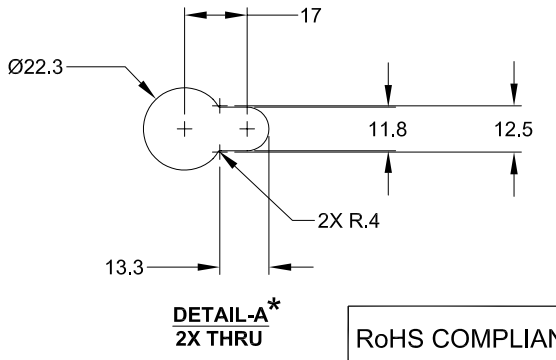
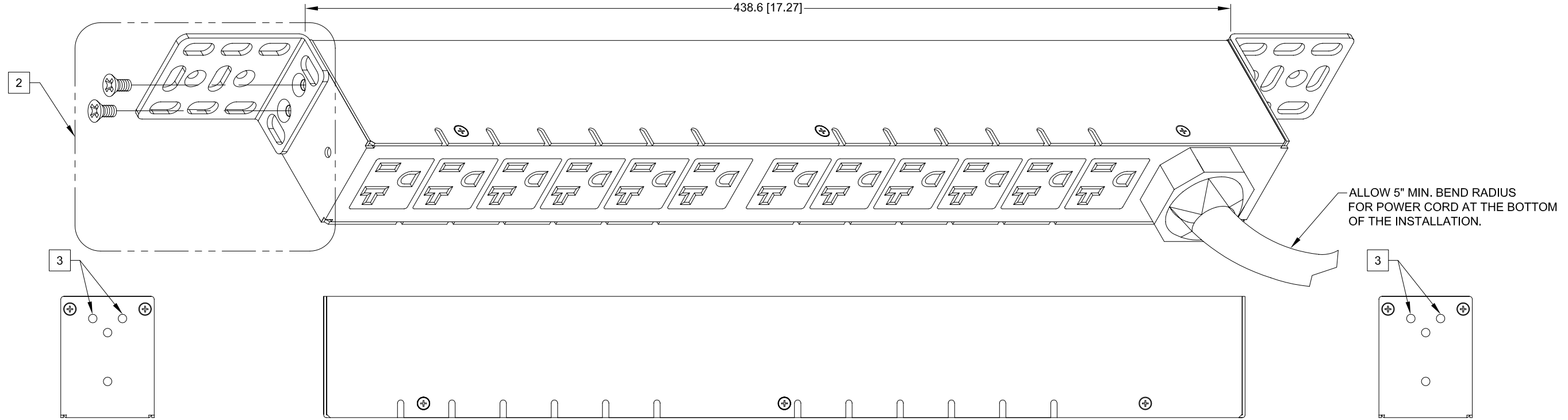



SERVER TECHNOLOGY, INC  
 PROPRIETARY INFORMATION

THIS DOCUMENT IS THE SOLE PROPERTY OF SERVER TECHNOLOGY, INC. THE RELEASE OF DATA CONTAINED IN THIS DOCUMENT AND THE REPRODUCTION OF THIS DOCUMENT, IN WHOLE OR IN PART, WITHOUT THE WRITTEN PERMISSION OF SERVER TECHNOLOGY, INC IS PROHIBITED.

REVISIONS			
REV	DESCRIPTION	DATE	DFT/APPR
A	RELEASED TO PRODUCTION	04/03/08	MAR/JM

- NOTES:
1. DIMENSIONS ARE IN MILLIMETERS AND [ ] BRACKETS ARE IN INCHES.
  2. SEE MOUNTING KIT DRAWING #406-0070-9 FOR DETAILS.
  3. USE THOSE TWO HOLES TO MOUNT MB-0005-31.
  4. DIMENSIONS ARE NOMINAL. INFORMATION SUBJECT TO CHANGE WITHOUT NOTICE.
  5. MAXIMUM PANEL THICKNESS FOR BUTTON INTO KEYHOLE PANEL IS 2.3MM.



UNLESS OTHERWISE SPECIFIED  
 \* INTERPRET DRAWING IAW ASME Y14.100-2000  
 \* DIMENSIONING & TOLERANCING IAW ASME Y14.5M-1994  
 \* REMOVE ALL BURRS AND SHARP EDGES .2 R MAX  
 \* DIMENSIONS ARE IN MILLIMETERS  
 \* TOLERANCES ARE: DECIMALS ±.3 ANGLES ±1.0°  
 DO NOT SCALE DRAWING

MATERIAL:

FINISH:

VENDOR PART NO:

THIRD ANGLE PROJECTION

APPROVALS	DATE
M. RAMSEY	03/24/06
M.RAYBURN	04/03/08
J.MASKALY	04/03/08
J. ANDRADE	04/03/08

SERVER TECHNOLOGY, INC.

1040 Sandhill Drive Reno, NV 89521

DRAWING TITLE:  
**OUTLINE DRAWING, CDU 12 OUTLETS  
 CB-12Hx-xxx MODELS WITH  
 MOUNTING BRACKET OPTIONS**

SIZE: D	CAGE CODE: 04V90	DWG NO.: 412-0370-1	REV: A
SCALE: 1/1	FILE NO: 412-0370-1-3.dwg	SHEET 3 OF 3	