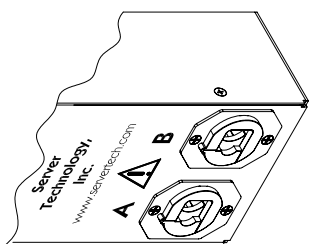
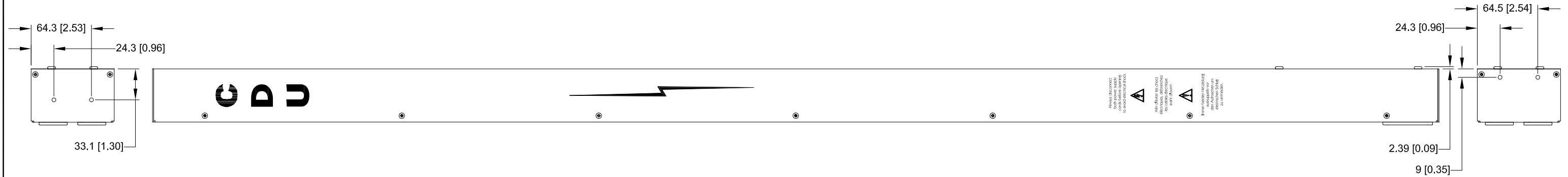
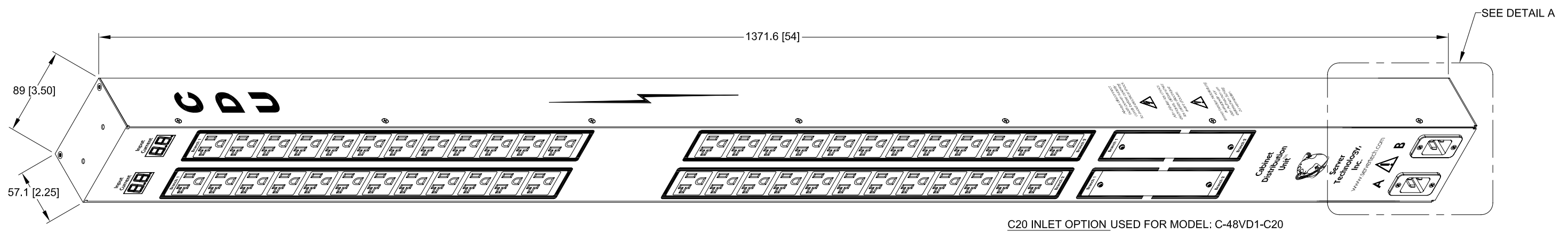
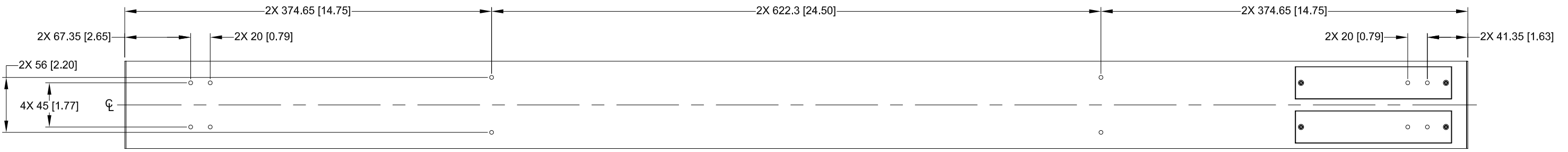


SERVER TECHNOLOGY, INC
 PROPRIETARY INFORMATION

THIS DOCUMENT IS THE SOLE PROPERTY OF SERVER TECHNOLOGY, INC. THE RELEASE OF DATA CONTAINED IN THIS DOCUMENT AND THE REPRODUCTION OF THIS DOCUMENT, IN WHOLE OR IN PART, WITHOUT THE WRITTEN PERMISSION OF SERVER TECHNOLOGY, INC IS PROHIBITED.

REVISIONS			
REV	DESCRIPTION	DATE	DFT/APPR
A	RELEASED TO PRODUCTION	07/25/08	MAR/

- NOTES:
1. DIMENSIONS ARE IN MILLIMETERS AND [] BRACKETS ARE IN INCHES.
 2. DIMENSIONS ARE NOMINAL. INFORMATION SUBJECT TO CHANGE WITHOUT NOTICE.



DETAIL A

STRAIN RELIEF
 HARD-WIRED INLET
 OPTION
 USED FOR MODELS:
 C-48VD1-L30/0
 C-48VD1-L530

UNLESS OTHERWISE SPECIFIED

- * INTERPRET DRAWING IAW ASME Y14.100-2000
- * DIMENSIONING & TOLERANCING IAW ASME Y14.5M-1994
- * REMOVE ALL BURRS AND SHARP EDGES .2 R MAX
- * DIMENSIONS ARE IN MILLIMETERS
- * TOLERANCES ARE: DECIMALS ±.3 ANGLES ±1.0°

DO NOT SCALE DRAWING

MATERIAL:	
FINISH:	
VENDOR PART NO:	

THIRD ANGLE PROJECTION

APPROVALS	DATE
DRAWN BY: M. RAMSEY	03/15/06
CHECKED BY: M. RAYBURN	07/25/08
APPROVED BY: J. MASKALY	07/25/08
RELEASED BY: J. ANDRADE	07/25/08

SERVER TECHNOLOGY, INC.

1040 Sandhill Drive Reno, NV 89521

DRAWING TITLE:
**OUTLINE DRAWING, CDU
 C-48VD1-C[L]xxx MODELS
 WITH MOUNTING BRACKET OPTIONS**

SIZE	CAGE CODE	DWG NO.	REV
D	04V90	412-0392-1	A

SCALE: 1/2 FILE NO: 412-0392-1-1.dwg SHEET 1 OF 3

RoHS COMPLIANT