

8

7

6

5

4

3

2

1

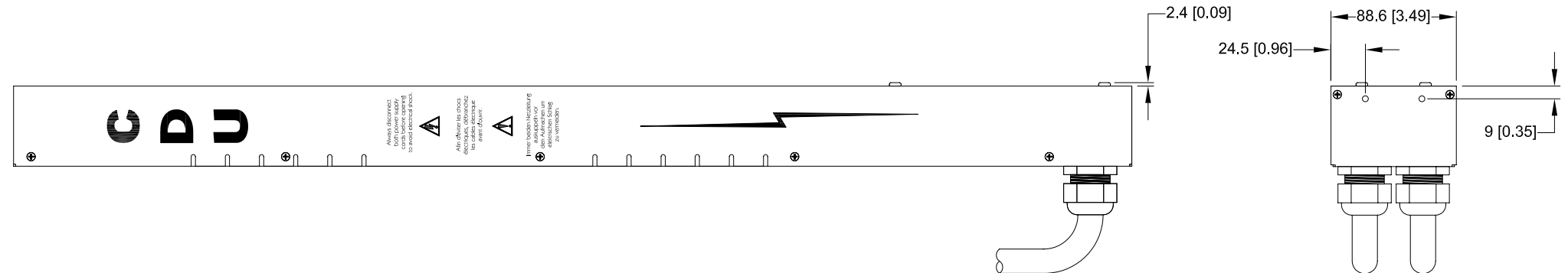
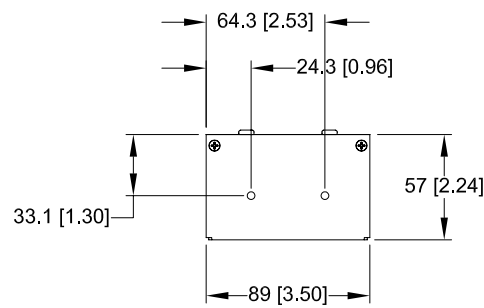
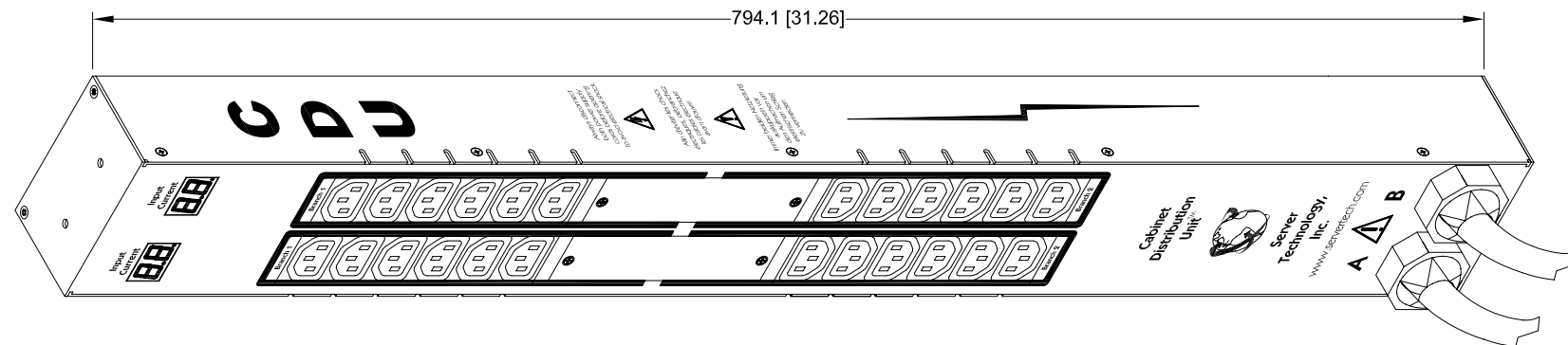
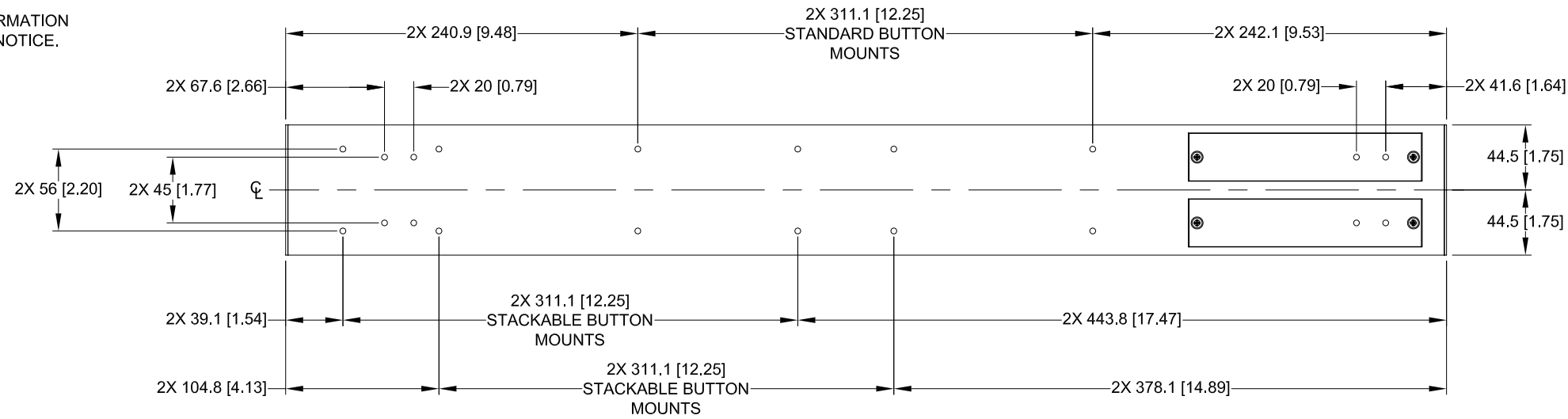
SERVER TECHNOLOGY, INC
PROPRIETARY INFORMATION

THIS DOCUMENT IS THE SOLE PROPERTY OF SERVER TECHNOLOGY, INC. THE RELEASE OF DATA CONTAINED IN THIS DOCUMENT AND THE REPRODUCTION OF THIS DOCUMENT, IN WHOLE OR IN PART, WITHOUT THE WRITTEN PERMISSION OF SERVER TECHNOLOGY, INC IS PROHIBITED.

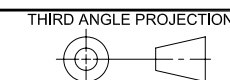
REVISIONS			
REV	DESCRIPTION	DATE	DFT/APPR
A	RELEASED TO PRODUCTION	04/03/08	MAR/

NOTES:

1. DIMENSIONS ARE IN MILLIMETERS AND [] BRACKETS ARE IN INCHES.
2. DIMENSIONS ARE NOMINAL INFORMATION SUBJECT TO CHANGE WITHOUT NOTICE.



UNLESS OTHERWISE SPECIFIED
 * INTERPRET DRAWING IAW ASME Y14.100-2000
 * DIMENSIONING & TOLERANCING IAW ASME Y14.5M-1994
 * REMOVE ALL BURRS AND SHARP EDGES .2 R MAX
 * DIMENSIONS ARE IN MILLIMETERS
 * TOLERANCES ARE: DECIMALS ±.3 ANGLES ±1.0°
 DO NOT SCALE DRAWING



MATERIAL:

FINISH:

VENDOR PART NO:

APPROVALS	DATE
DRAWN BY: M. RAMSEY	03/15/06
CHECKED BY: M. RAYBURN	04/03/08
APPROVED BY: J. MASKALY	04/03/08
RELEASED BY: J. ANDRADE	04/03/08

SERVER TECHNOLOGY, INC.
 1040 Sandhill Drive Reno, NV 89521

DRAWING TITLE:
**OUTLINE DRAWING, CDU
 C-24VD2[E]-xxx MODELS, WITH
 MOUNTING BRACKET OPTIONS**

SIZE D	CAGE CODE 04V90	DWG NO. 412-0394-1	REV A
SCALE: 1/2		FILE NO: 412-0394-1-1.dwg	SHEET 1 OF 3

RoHS COMPLIANT

8

7

6

5

4

3

2

1