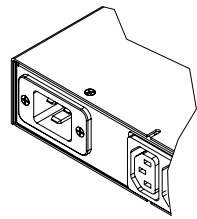
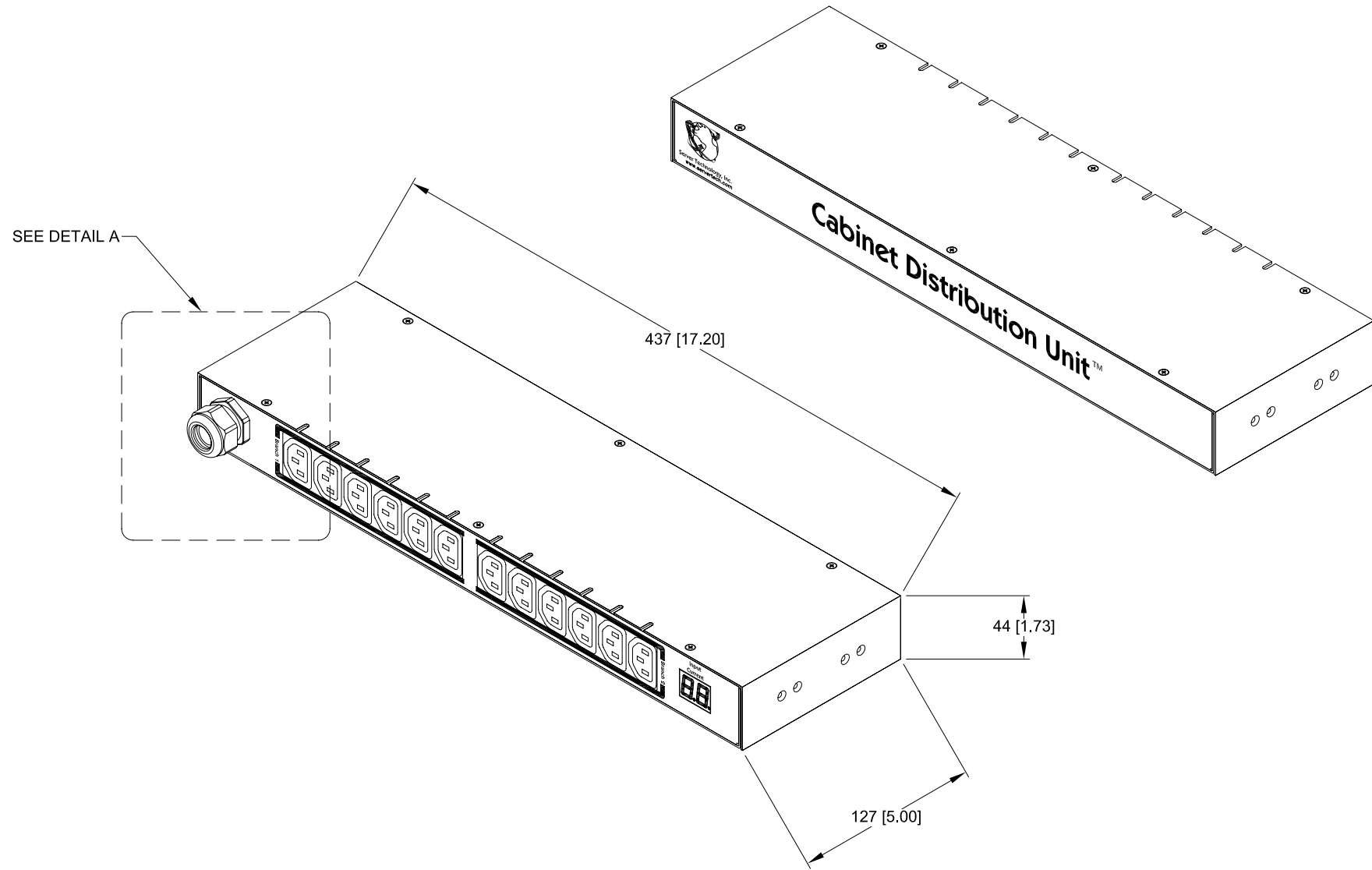


SERVER TECHNOLOGY, INC  
 PROPRIETARY INFORMATION

THIS DOCUMENT IS THE SOLE PROPERTY OF SERVER TECHNOLOGY, INC. THE RELEASE OF DATA CONTAINED IN THIS DOCUMENT AND THE REPRODUCTION OF THIS DOCUMENT, IN WHOLE OR IN PART, WITHOUT THE WRITTEN PERMISSION OF SERVER TECHNOLOGY, INC IS PROHIBITED.

REVISIONS			
REV	DESCRIPTION	DATE	DFT/APPR
A	RELEASED TO PRODUCTION	02/12/08	MAR/JM

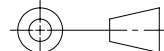
- NOTES:
1. DIMENSIONS ARE IN MILLIMETERS AND [ ] BRACKETS ARE IN INCHES.
  2. DIMENSIONS ARE NOMINAL INFORMATION SUBJECT TO CHANGE WITHOUT NOTICE.



C20 INLET OPTION  
 DETAIL A

UNLESS OTHERWISE SPECIFIED  
 \* INTERPRET DRAWING IAW ASME Y14.100-2000  
 \* DIMENSIONING & TOLERANCING IAW ASME Y14.5M-1994  
 \* REMOVE ALL BURRS AND SHARP EDGES .2 R MAX  
 \* DIMENSIONS ARE IN MILLIMETERS  
 \* TOLERANCES ARE: DECIMALS ±.3 ANGLES ±1.0°  
 DO NOT SCALE DRAWING

THIRD ANGLE PROJECTION



MATERIAL:	APPROVALS	DATE
FINISH:	DRAWN BY: M. RAMSEY	03/16/06
VENDOR PART NO:	CHECKED BY: M. RAYBURN	02/12/08
	APPROVED BY: J. MASKALY	02/12/08
	RELEASED BY: J. ANDRADE	02/12/08

SERVER TECHNOLOGY, INC.   
 1040 Sandhill Drive Reno, NV 89521

DRAWING TITLE:  
**OUTLINE DRAWING, HORIZONTAL,  
 C-12Hx-xxx MODELS, WITH  
 MOUNTING BRACKET OPTIONS**

SIZE	CAGE CODE	DWG NO.	REV
D	04V90	412-0414-1	A
SCALE:	FILE NO:	SHEET	
1/2	412-0414-1-1.dwg	1 OF 2	

RoHS COMPLIANT